



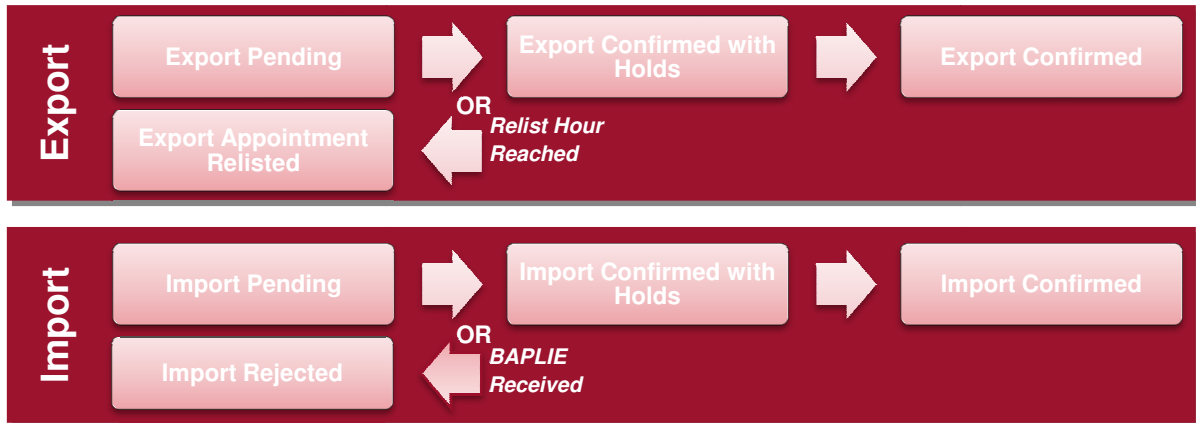
Guide to Pre-Advice and Appointment Status

Objective Understand the information requirements for creating & updating pre-advice

The Big Picture The pre-advice is assigned a status based on the amount of information that is provided. This status is then used by the appointment to determine if the container can be received/delivered or not. For example, if the status is confirmed with holds, information is outstanding. An export with confirmed status is ready to be received into the terminal.

Approach The diagram below shows how the status changes as the information is provided. Following is a table which lists the specific information requirements necessary to gain the confirmed status for the pre-advice.

Figure 2 – Pre-Advice Statuses



What is Pre-Advice?

Figure 3 – What is Pre-Advice?






Table 1 – Export Pre-Advice Information Requirements

Status	Description	User Inputs	System Populates	Optionally Add
Export Pending	In order to create and save export pre-advice the following mandatory fields must be completed. Appointments linked to this pre-advice will have a status of 'Pending'. Pending status is assigned where only the minimum information is provided.	<ul style="list-style-type: none"> Vessel visit Booking ref number Line operator <p><i>For appointment add:</i></p> <ul style="list-style-type: none"> Carrier 	<ul style="list-style-type: none"> No. of units SZTP POL POD 	<ul style="list-style-type: none"> FDEST POR <ul style="list-style-type: none"> Carrier Remark
Export Confirmed with Holds	To create and save export pre-advice of 'confirmed with holds' status the same mandatory fields as for 'pending' must first be added. The remaining information for the booking must be provided however the container number can be missing at this point as well as the seal and weights. The linked CBS appointments will have a status of 'Confirmed with Holds'.	<ul style="list-style-type: none"> Vessel visit Booking ref number Line operator POD FPOD Commodity Shipper <ul style="list-style-type: none"> If Cargo Type = Reefer, Hazardous, Breakbulk or Out of Gauge THEN specific additional fields must be completed <p><i>For appointment add:</i></p> <ul style="list-style-type: none"> Carrier 	<ul style="list-style-type: none"> No. of Units SZTP Cargo type Commodity Full/Empty POL POD Gross Weight Shipper <p>Cargo Type Specific:</p> <ul style="list-style-type: none"> IMDG/UNNO Reefer Details Bundle details for flat racks 	<ul style="list-style-type: none"> FDEST POR <ul style="list-style-type: none"> Carrier Remark
Export Confirmed	To create and save export pre-advice of 'confirmed' status the same full booking information must be provided as well as all container details including container number; seal; weights. The linked CBS appointments will have a status of 'Confirmed' and the containers can be <u>gated-in to the terminal</u> .	<ul style="list-style-type: none"> Vessel visit Booking ref number Line operator POD FPOD Commodity Shipper <ul style="list-style-type: none"> If Cargo Type = Reefer, Hazardous, Breakbulk or Out of Gauge THEN specific additional fields must be completed <p><i>For appointment add:</i></p> <ul style="list-style-type: none"> Carrier Container number (actual) Seal number Cargo weight Gross weight 	<ul style="list-style-type: none"> No. of Units SZTP Cargo type Commodity Full/Empty POL POD Gross Weight Shipper <p>Cargo Type Specific:</p> <ul style="list-style-type: none"> IMDG/UNNO Reefer Details Bundle details for flat racks 	<ul style="list-style-type: none"> FDEST POR <ul style="list-style-type: none"> Remark

Enquire Pre-Advice You can use the screen 'Enquire Pre-Advice' to search current and past pre-advice. From this screen you can filter results by a number of filters, as well as use to easily export your results to pdf or excel.

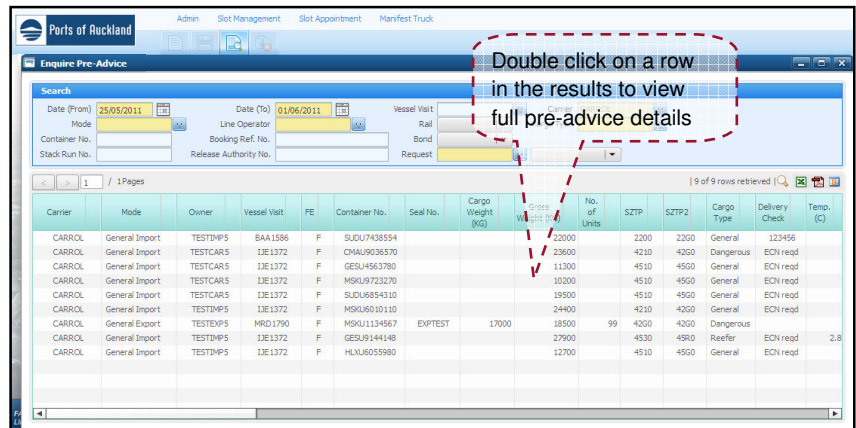




Table 2 – Import Pre-Advice Information Requirements

Status	Description	User Inputs	System Populates	Optionally Add
Import Pending	An import pre-advise created before the BAPLIE exists will attract a status of 'Pending'. Appointments linked to this pre-advise will have a status of 'Pending'.	<ul style="list-style-type: none"> Vessel visit Container number <i>For appointment add:</i> <ul style="list-style-type: none"> Carrier 		<ul style="list-style-type: none"> Consignee Carrier
Import Confirmed with Holds	An import that is validated against the BAPLIE will have a status of 'Confirmed with Holds' until all holds are removed from the container. This includes: Customs hold; MAF hold; Line hold; PoAL hold Appointments linked to this pre-advise will have a status of 'Confirmed with Holds'.	<ul style="list-style-type: none"> Vessel visit Container number <i>For appointment add:</i> <ul style="list-style-type: none"> Carrier Demurrage Acceptance may be required 	<ul style="list-style-type: none"> Full/Empty SZTP Cargo type Line Operator IMDG/UNNO Weight Commodity POR POL POD FDEST FPOD <ul style="list-style-type: none"> All applicable Reefer, Hazardous, Breakbulk or Out of Gauge information 	<ul style="list-style-type: none"> Consignee Carrier
Import Confirmed	An import that is validated against the BAPLIE and having no holds and valid delivery check will have a status of 'Confirmed'. Appointments linked to this pre-advise will have a status of 'Confirmed' and the <u>container can be gated-out of the terminal</u> .	<ul style="list-style-type: none"> Vessel visit Container number Delivery Check <i>For appointment add:</i> <ul style="list-style-type: none"> Carrier Demurrage Acceptance may be required 	<ul style="list-style-type: none"> Full/Empty SZTP Cargo type Line Operator IMDG/UNNO Weight Commodity POR POL POD FDEST FPOD <ul style="list-style-type: none"> All applicable Reefer, Hazardous, Breakbulk or Out of Gauge information 	<ul style="list-style-type: none"> Consignee

Further Contact & Help

Enquire Slot Appointment

You can use the screen 'Enquire Pre-Slot Appointment' to appointments that have been created and the status of each. From this screen you can use to filter results by a number of filters, as well as use to quickly export your results to pdf or excel.

Click to search within the results table. Click to export results

Double click on a row in the results to view full pre-advise details

Terminal & Service Area	Booking Day	Time Zone	PN No.	Status	Mode	Quota Type	Vessel Visit	Booking Ref. No.	Carrier Class
Ferguson Main Yard	26/05/2011	22	000534	No Show	General Import	Import	EAA1586		SUDU7438554
Ferguson Main Yard	31/05/2011	17	000595	No Show	General Import	Import	EAA1586		SUDU7438554
Ferguson Main Yard	01/06/2011	23	000584	Confirmed with Hold	General Import	Export	CMH1574	6039297990	PHLL1234895 ALP2452
Ferguson Main Yard	01/06/2011	23	000615	Confirmed with Hold	General Export	Export	CMH1574	6039297990	PHLL1234895 8P4564
Ferguson Main Yard	01/06/2011	23	000693	Confirmed with Hold	General Import	Import	EAA1586		SUDU7438554